



AIR MOTOR

Dura-Lite series

For standard and lube free application



The enhanced **Dura-Lite** range combine durability with affordability. Their reliable performance and application flexibility provide economical solution for a wide variety of industrial tasks.

The right torque at the right speed.

High power to weight ratio, easy installation, portability, minimum maintenance and simple controls are other features that makes INGERSOLL-RAND air motors an attractive option for a number of industrial applications.

Many users will find that they can substitute air motors from other manufacturers with the



The main reasons to choose a **Dura-Lite** series air motor :

Variable Speed

Controllable over a wide speed range. When an increase in load lowers the speed, the torque increases.

Explosion-Proof

Ideal for applications in hazardous or hostile environments

Instantly Reversible

Easy reversing using a directional control valve.

Cool Running

Cool and spark-free operation.

Compact and Portable

Air motors can work in any position and are easy to install.

Minimum Maintenance

Simple design and construction results in low maintenance and less down time

Will Not Burn Out

Will not overheat or sustain any other type of damage.

No-shock Starts

Accept repeated starting and stopping without limitation.

Self-sealing vanes

Vaness automatically take up their own wear

Operate in all positions

Air motors are easy to install and can work in any position providing adequate airline lubrication.

Mounting Flexibility

Simple control methods; Torque, speed and direction can be changed using simple controls.

Long Life Accessories

Resistant to moisture, dust and heat.

Output Power vs Speed

Output which inherently adjusts to match the applied load.

Torque vs Speed

When an increase in load lowers the speed, the torque increases.

Lube free application

Available with lube free vanes

Air Consumption vs Speed

Air consumption increase only when speed or air pressure increase.

Mounting flexibility

Compact in their design the **Dura-Lite** series motors can be delivered with Side or rear exhaust, metric flange or 2 holes flanges.

TYPICAL APPLICATIONS

Mixing equipment
 Conveyor drives
 Beveling Machines
 Textile machinery
 Production robots

Strapping machines
 Medical pump
 Printing machinery
 Hose reels

Paint, Ink and Glue systems
 Punch Presses
 All applications in hazardous area...

SPECIFICATIONS

Non Reversible range:

| Model | Max Power | | Speed @Max H.P | Free speed | Torque@ max power | | Stall torque | | Air consumption @ max Pow. | | Weight | |
|------------|-----------|------|----------------|------------|-------------------|-------|--------------|-------|----------------------------|------|--------|-----|
| | H.P | K.W | Rpm | Rpm | Ft-lbs | Nm | Ft-lbs | Nm | scfm | L/s | lb | Kg |
| SIZE | | | | | | | | | | | | |
| 2ME-55 | 0.28 | 0.21 | 30 | 65 | 54.94 | 74.5 | 82.96 | 112.5 | 12.92 | 6.1 | 0.50 | 1.1 |
| 2ME-90 | 0.29 | 0.22 | 45 | 100 | 35.99 | 48.8 | 56.27 | 76.3 | 12.92 | 6.1 | 0.50 | 1.1 |
| 2ME-225 | 0.29 | 0.22 | 135 | 275 | 11.73 | 15.9 | 24.19 | 32.8 | 12.92 | 6.1 | 0.50 | 1.1 |
| 2ME-400 | 0.29 | 0.22 | 225 | 450 | 7.01 | 9.5 | 13.72 | 18.6 | 12.92 | 6.1 | 0.36 | 0.8 |
| 2ME-600 | 0.31 | 0.23 | 350 | 700 | 4.72 | 6.4 | 9.07 | 12.3 | 12.92 | 6.1 | 0.36 | 0.8 |
| 2ME-1000 | 0.31 | 0.23 | 550 | 1100 | 3.02 | 4.1 | 5.68 | 7.7 | 12.92 | 6.1 | 0.36 | 0.8 |
| 2ME-2500 | 0.32 | 0.24 | 1500 | 3000 | 1.11 | 1.5 | 2.29 | 3.1 | 12.92 | 6.1 | 0.23 | 0.5 |
| 2ME-4000 | 0.32 | 0.24 | 2250 | 4500 | 0.81 | 1.1 | 1.40 | 1.9 | 12.92 | 6.1 | 0.23 | 0.5 |
| 202ME-50 | 0.38 | 0.28 | 25 | 55 | 87.91 | 119.2 | 130.9 | 177.5 | 18.01 | 8.5 | 0.59 | 1.3 |
| 202ME-80 | 0.39 | 0.29 | 35 | 90 | 56.93 | 77.2 | 88.94 | 120.6 | 18.01 | 8.5 | 0.59 | 1.3 |
| 202ME-200 | 0.42 | 0.31 | 110 | 225 | 19.69 | 26.7 | 37.98 | 51.5 | 18.01 | 8.5 | 0.59 | 1.3 |
| 202ME-350 | 0.42 | 0.31 | 200 | 400 | 10.84 | 14.7 | 22.49 | 30.5 | 18.01 | 8.5 | 0.45 | 1.0 |
| 202ME-550 | 0.42 | 0.31 | 300 | 600 | 7.45 | 10.1 | 14.53 | 19.7 | 18.01 | 8.5 | 0.45 | 1.0 |
| 202ME-850 | 0.43 | 0.32 | 500 | 1000 | 4.50 | 6.1 | 9.51 | 12.9 | 18.01 | 8.5 | 0.45 | 1.0 |
| 202ME-2250 | 0.43 | 0.32 | 1350 | 2700 | 1.70 | 2.3 | 3.47 | 4.7 | 18.01 | 8.5 | 0.32 | 0.7 |
| 202ME-3500 | 0.44 | 0.33 | 2100 | 4200 | 1.11 | 1.5 | 2.29 | 3.1 | 18.01 | 8.5 | 0.32 | 0.7 |
| 3ME-250 | 0.83 | 0.62 | 135 | 240 | 32.37 | 43.9 | 61.95 | 84 | 30.93 | 14.6 | 0.82 | 1.8 |
| 3ME-450 | 0.84 | 0.63 | 250 | 450 | 17.92 | 24.3 | 35.99 | 48.8 | 30.93 | 14.6 | 0.82 | 1.8 |
| 3ME-800 | 0.86 | 0.64 | 475 | 950 | 9.51 | 12.9 | 16.96 | 23 | 30.93 | 14.6 | 0.82 | 1.8 |

Reversible range:

| Model | Max Power | | Speed @Max H.P | Free speed | Torque@ max power | | Stall torque | | Air consumption @ max Pow. | | Weight | |
|-------------|-----------|------|----------------|------------|-------------------|------|--------------|------|----------------------------|------|--------|-----|
| | H.P | K.W | Rpm | Rpm | Ft-lbs | Nm | Ft-lbs | Nm | scfm | L/s | lb | Kg |
| SIZE | | | | | | | | | | | | |
| 22ME-360 | 0.25 | 0.19 | 185 | 335 | 13.42 | 9.9 | 20.20 | 14.9 | 12.08 | 5.7 | 0.50 | 1.1 |
| 22ME-540 | 0.27 | 0.20 | 280 | 510 | 9.22 | 6.8 | 13.83 | 10.2 | 12.08 | 5.7 | 0.50 | 1.1 |
| 22ME-900 | 0.27 | 0.20 | 455 | 825 | 5.70 | 4.2 | 8.68 | 6.4 | 12.08 | 5.7 | 0.50 | 1.1 |
| 22ME-2250 | 0.28 | 0.21 | 1215 | 2210 | 2.17 | 1.6 | 3.25 | 2.4 | 12.08 | 5.7 | 0.23 | 0.5 |
| 22ME-3600 | 0.28 | 0.21 | 1940 | 3530 | 1.49 | 1.1 | 2.17 | 1.6 | 12.08 | 5.7 | 0.23 | 0.5 |
| 2202ME-320 | 0.36 | 0.27 | 140 | 275 | 24.81 | 18.3 | 36.75 | 27.1 | 16.95 | 8 | 0.45 | 1.0 |
| 2202ME-480 | 0.38 | 0.28 | 220 | 440 | 14.78 | 10.9 | 23.87 | 17.6 | 16.95 | 8 | 0.45 | 1.0 |
| 2202ME-750 | 0.38 | 0.28 | 350 | 700 | 10.17 | 7.5 | 15.32 | 11.3 | 16.95 | 8 | 0.45 | 1.0 |
| 2202ME-2000 | 0.38 | 0.28 | 955 | 1900 | 3.66 | 2.7 | 5.56 | 4.1 | 16.95 | 8 | 0.32 | 0.7 |
| 2202ME-3000 | 0.38 | 0.28 | 1525 | 3050 | 2.44 | 1.8 | 3.66 | 2.7 | 16.95 | 8 | 0.32 | 0.7 |
| 33ME-250 | 0.72 | 0.54 | 115 | 210 | 59.39 | 43.8 | 89.22 | 65.8 | 38.98 | 18.4 | 0.82 | 1.8 |
| 33ME-450 | 0.74 | 0.55 | 220 | 380 | 32.14 | 23.7 | 48.95 | 36.1 | 38.98 | 18.4 | 0.82 | 1.8 |
| 33ME-800 | 0.75 | 0.56 | 395 | 715 | 18.03 | 13.3 | 26.98 | 19.9 | 38.98 | 18.4 | 0.82 | 1.8 |

Performances figure are at 90 psig 6.2 bar
 Starting torque is approx. 75% of stall torque.

The **Dura-Lite** series motors have been design for:

- * the temperature operating range from – 30 to +100°C
- * the operating air pressure range from 2 bars up to 7 bars

- * a simple in design and construction, they can be operated in all positions
- * being powered with air compressed or nitrogene with 60 µ filtration

Definition

1. Length

From 125 to 200 mm

2. Diameter

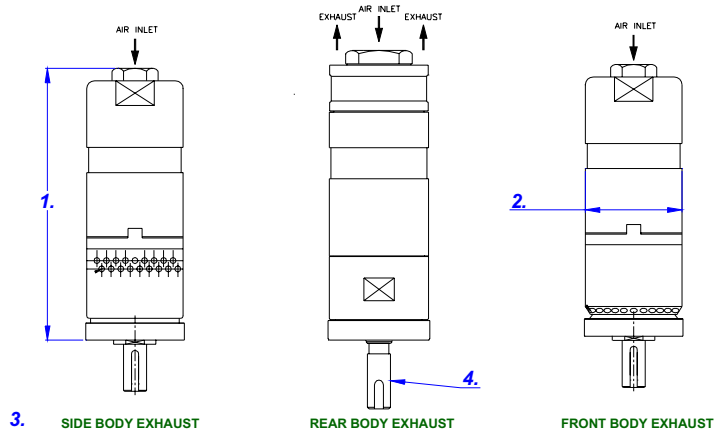
From 42 to 51 mm

3. Exhaust

Side or rear

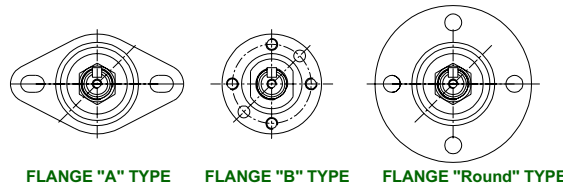
4. Spindle

Round keyed from 11 to 12.7 mm
 Square
 Threaded 3/8" : 1/2"

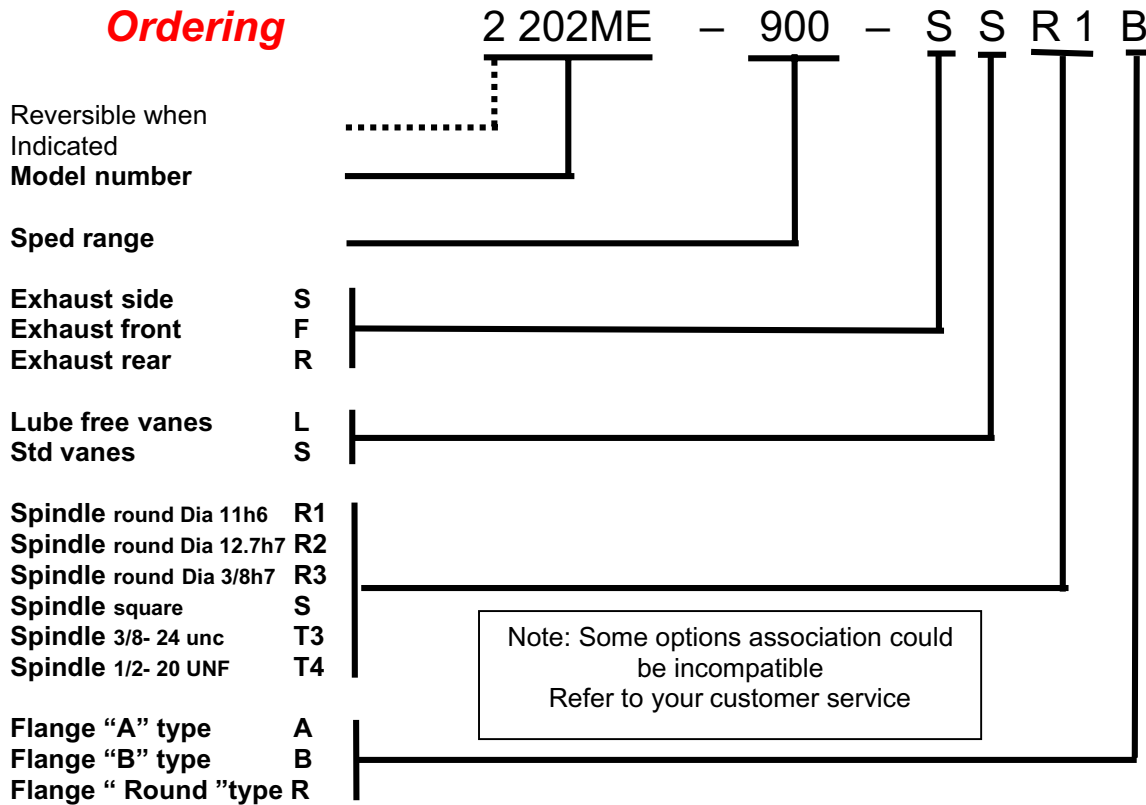


5. Flange

4 holes face
 2 holes latteral
 4 holes latteral

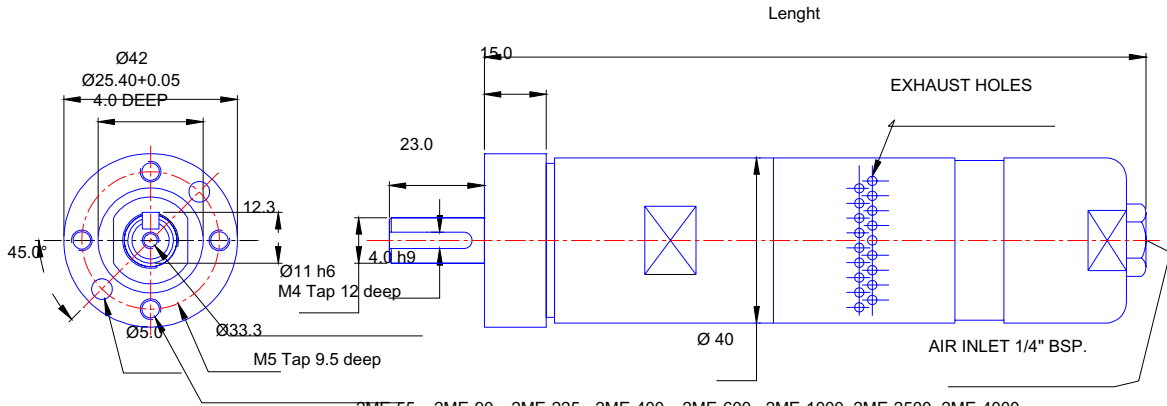


Ordering

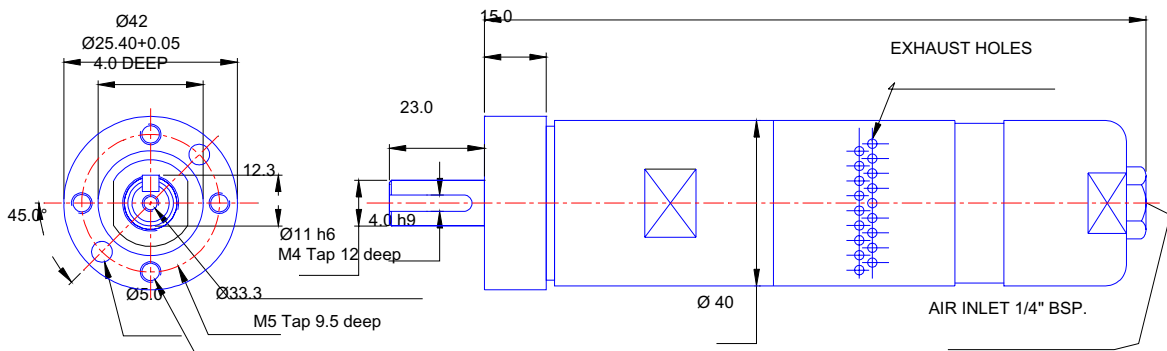


Dimensional

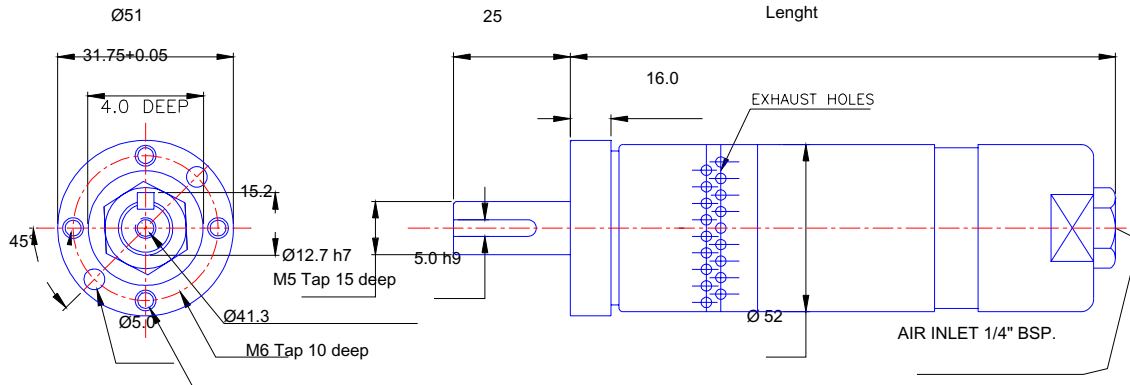
Models show below are with flange B, side exhaust, round shaft.
For other model contact your customer service.



| | | | | | | | | |
|--------|----------|----------|----------|----------|----------|----------|----------|----------|
| | 2ME-55 | 2ME-90 | 2ME-225 | 2ME-400 | 2ME-600 | 2ME-1000 | 2ME-2500 | 2ME-4000 |
| MODEL | 190 | | | | 160 | | | 135 |
| Lenght | 22ME-360 | 22ME-540 | 22ME-900 | 2ME-2250 | 2ME-3600 | | | |
| MODEL | 150 | | | | 125 | | | |
| Lenght | | | | | Lenght | | | |



| | | | | | | |
|--------|------------|------------|------------|-------------|-------------|-----------|
| | 202ME-50 | 202ME-80 | 202ME-200 | 202ME-350 | 202ME-550 | 202ME-850 |
| MODEL | 200 | | | | 170 | |
| Lenght | 2202ME-320 | 2202ME-480 | 2202ME-750 | 2202ME-2000 | 2202ME-3200 | |
| MODEL | 160 | | | | 135 | |
| Lenght | | | | | | |



| | | | | | | |
|--------|---------|---------|---------|----------|----------|----------|
| | 3ME-240 | 3ME-450 | 3ME-800 | 33ME-220 | 33ME-405 | 33ME-720 |
| MODEL | 200 | | | MODEL | 200 | |
| Lenght | | | | Lenght | | |