


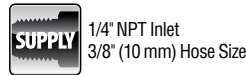
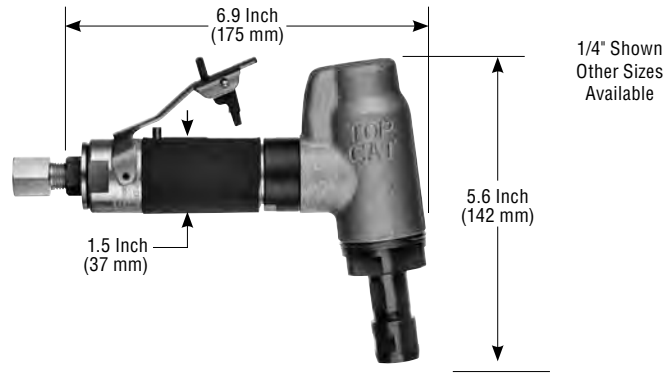
## Vertical Collet Grinders

### 300VGE Series



300VGE;25000;1/4

	Maximum Rated Operating Speed	Lever Style	MODEL NUMBER
Double Front Bearing ER Style Insert Collet 3/8 Inch (8 mm) Maximum	30,000 RPM	Standard Lever	300VGE;30000;1/4
		Safety Lever	300VGEK;30000;1/4
	25,000 RPM	Standard Lever	300VGE;25000;1/4
		Safety Lever	300VGEK;25000;1/4
	20,000 RPM	Standard Lever	300VGE;20000;1/4
		Safety Lever	300VGEK;20000;1/4
	18,000 RPM	Standard Lever	300VGE;18000;1/4
		Safety Lever	300VGEK;18000;1/4



#### STANDARD EQUIPMENT

- Tool
- Operating Instructions and Service Manual
- Wrenches (sizes based on options)



The ER Heavy Duty Collet is Standard Equipment on 300VGE Series.

#### 300VGE Alternate Options

##### Lever Style



Safety Lever Standard Lever

#### Abrasive Mounting

