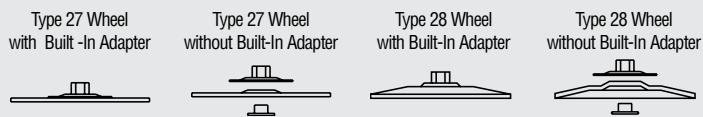


Vertical Grinders for use with Depressed Center Wheels

7" (180 mm) – 9" (230 mm) Type 27, 28 or 29 Wheels
2-4 H.P. (1500–3000 W)



Air Inlet Size: 1/2" NPT
Hose Size Recommendations: 1/2" (13 mm)
Arbor Size: 5/8 x 11

Extra Charge Accessories

- Depressed Center Wheel Adapter Kits • Sanding Pads

Standard Equipment

- Tool with Wheel Guard of Choice
- Operating Instructions & Service Manual • Wrench

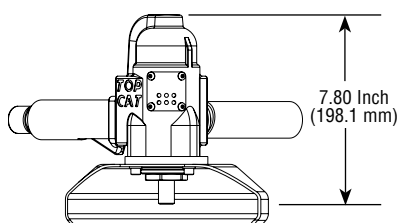
The depressed center wheel adapters are not supplied as standard equipment with the tools. If you are using a wheel that requires the adapters, they must be purchased separately.

VERTICAL GRINDERS

Quick Order Number

Model Number	Guard Size	Maximum Operating Speed	Throttle Handle Type	
			Standard	Safety
520V	7 Inch	8000 RPM	520VXL;727	520VXK;727
			54VL;727	54VK;727
54V	9 Inch	6000 RPM	54VL;927	54VK;927
			64VL;727	64VK;727
64V	7 Inch	8000 RPM	64VL;927	64VK;927
			64VL;727	64VK;727

This chart has been provided as a means to quickly identify a particular tool. The ordering numbers listed represent the most common versions of our tools. If more specialized versions are required, please build your model number per the following model number flow chart.



520V Series



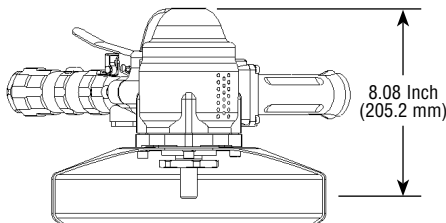
2.0 H.P.
(1500 W)



6.7 Lb.
(3.0 Kg)



20 cfm (9.4 L/s) Free Speed
40 cfm (18.9 L/s) Max



54V Series



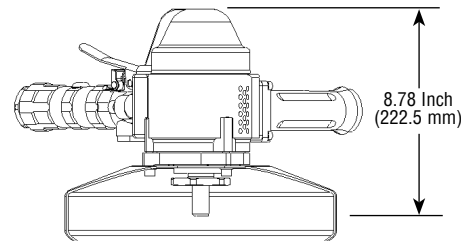
3.0 H.P.
(2250 W)



8.8 Lb.
(3.9 Kg)



25 cfm (11.8 L/s) Free Speed
60 cfm (28.3 L/s) Max



64V Series



4.0 H.P.
(3000 W)



11.0 Lb.
(5.0 Kg)



25 cfm (11.8 L/s) Free Speed
75 cfm (35.4 L/s) Max

Example Model Number: **54V L ; 6000;927**

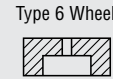
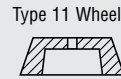
The blue highlighted entries are shown in the Quick Reference Box above.		
Model Number	Lever Style	Operating Speed/Guard Size
520V	Please choose one of the following options: K - Safety Lever XL - Standard Lever XK - Safety Lever XB - Thumb Switch XLTK - Turned/Knurled Standard Lever XKTK - Turned/Knurled Safety Lever XBTK - Turned/Knurled Thumb Switch XLTKW - Turned/Knurled/Cushioned Standard Lever XKTKW - Turned/Knurled/Cushioned Safety Lever XBTKW - Turned/Knurled/Cushioned Thumb Switch	Please choose one of the following options: 8000;727 - 8000 R.P.M. with 7 Inch T27 Guard 8000;728 - 8000 R.P.M. with 7 Inch T28 Guard.
54V	Please choose one of the following options: L - Standard Lever K - Safety Lever B - Thumb Switch LTK - Turned/Knurled Standard Lever GTK - Turned/Knurled Safety Lever BTK - Turned/Knurled Thumb Switch LTKW - Turned/Knurled/Cushioned Standard Lever GTKW - Turned/Knurled/Cushioned Safety Lever BTKW - Turned/Knurled/Cushioned Thumb Switch	Please choose one of the following options: 6000;727 - 6000 R.P.M. with 7 Inch T27 Guard 6000;728 - 6000 R.P.M. with 7 Inch T28 Guard 6000;927 - 6000 R.P.M. with 9 Inch T27 Guard 6000;928 - 6000 R.P.M. with 9 Inch T28 Guard 8000;727 - 8000 R.P.M. with 7 Inch T27 Guard 8000;728 - 8000 R.P.M. with 7 Inch T28 Guard
64V		



Vertical Grinders for use with Cup Wheels

4" (100 mm) – 6" (150 mm) Type 6 or 11 Wheels
2-4 H.P. (1500–3000 W)

VERTICAL GRINDERS

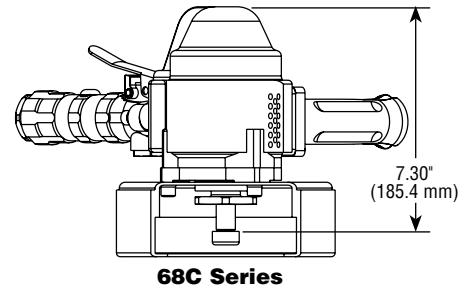
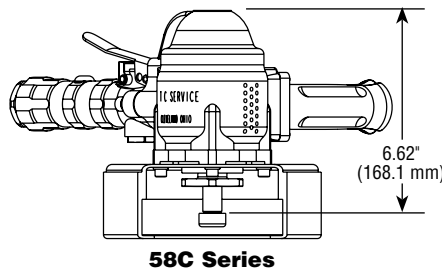
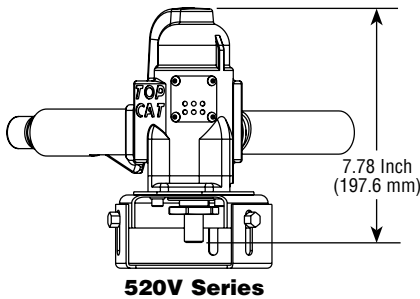


Air Inlet Size: 1/2" NPT
Hose Size Recommendations: 1/2" (13 mm)
Arbor Size: 5/8 x 11
Standard Equipment

- Tool with Wheel Guard of Choice
- Operating Instructions and Service Manual
- Wrench

Quick Order Number

Model Number	Guard Size	Maximum Operating Speed	Throttle Handle Type		This chart has been provided as a means to quickly identify a particular tool. The ordering numbers listed represent the most common versions of our tools. If more specialized versions are required, please build your model number per the following model number flow chart.
			Standard	Safety	
520V	4 Inch	8000 RPM	520VXL;411	520VXK;411	
58C	6 Inch	6000 RPM	58CL;611	58CK;611	
68C	6 Inch		68CL;611	68CK;611	



2.0 H.P.
(1500 W)



6.7 Lb.
(3.0 Kg)



20 cfm (9.4 L/s) Free Speed
40 cfm (18.9 L/s) Max



3.0 H.P.
(2250 W)



8.8 Lb.
(3.9 Kg)



25 cfm (11.8 L/s) Free Speed
60 cfm (28.3 L/s) Max



4.0 H.P.
(3000 W)



11.0 Lb.
(5.0 Kg)



25 cfm (11.8 L/s) Free Speed
75 cfm (35.4 L/s) Max

Example Model Number: **58C L ; 6000;611**

The blue highlighted entries are shown in the Quick Reference Box above.

Model Number	Lever Style	Operating Speed/Guard Size
520V	Please choose one of the following options: K - Safety Lever XL - Standard Lever XK - Safety Lever XB - Thumb Switch XLTK - Turned/Knurled Standard Lever XKTK - Turned/Knurled Safety Lever XBTK - Turned/Knurled Thumb Switch XLTKW - Turned/Knurled/Cushioned Standard Lever XKTKW - Turned/Knurled/Cushioned Safety Lever XBTKW - Turned/Knurled/Cushioned Thumb Switch	8000;411 - 8000 R.P.M. with 4 Inch T11 Guard
58C	Please choose one of the following options: L - Standard Lever K - Safety Lever B - Thumb Switch LTK - Turned/Knurled Standard Lever KTK - Turned/Knurled Safety Lever BTK - Turned/Knurled Thumb Switch LTKW - Turned/Knurled/Cushioned Standard Lever KTKW - Turned/Knurled/Cushioned Safety Lever BTKW - Turned/Knurled/Cushioned Thumb Switch	Please choose one of the following options: 6000;611 - 6000 R.P.M. with 6 Inch T11 Guard 7000;511 - 7000 R.P.M. with 5 Inch T11 Guard 8000;411 - 8000 R.P.M. with 4 Inch T11 Guard
68C	Please choose one of the following options: L - Standard Lever K - Safety Lever B - Thumb Switch LTK - Turned/Knurled Standard Lever KTK - Turned/Knurled Safety Lever BTK - Turned/Knurled Thumb Switch LTKW - Turned/Knurled/Cushioned Standard Lever KTKW - Turned/Knurled/Cushioned Safety Lever BTKW - Turned/Knurled/Cushioned Thumb Switch	Please choose one of the following options: 6000;611 - 6000 R.P.M. with 6 Inch T11 Guard 7000;511 - 7000 R.P.M. with 5 Inch T11 Guard

